


## Learning Glass LGE68 (STUDIO) product overview & specifications

Model Part Number:	LGE68
Model Title:	Learning Glass Europe 68" STUDIO LightGlass
Model description:	Learning Glass Europe 68-inch LightGlass/Lightboard, power supply, integrated dimmer units, legs
Features:	<p>Low-iron tempered glass. Surface treated for smudge free use</p> <p>Presenter lighting element built into frame (no need for external lights)</p> <p>Internal LED's designed for optimal illumination</p> <p>Internal LED's AND external lights have adjustable brightness control for different filming environments</p> <p>Large working surface area: 148cm x 88cm (68 inch/173cm diagonal)</p>
Installation time:	45 minutes



## 1. Introduction

The 68" Learning Glass features our surface treated, smudge-free glass, ensuring best clarity and optical performance with minimum streaks and squeaks.

The working area of the unit is 148cm x 88cm. Over several years' feedback from our clients, this size has proven to be highly effective for all types of lectures and presentations alike. It provides the ideal ratio of presenter to working surface, ensuring that the learning material and presenter are both at a good viewing size.

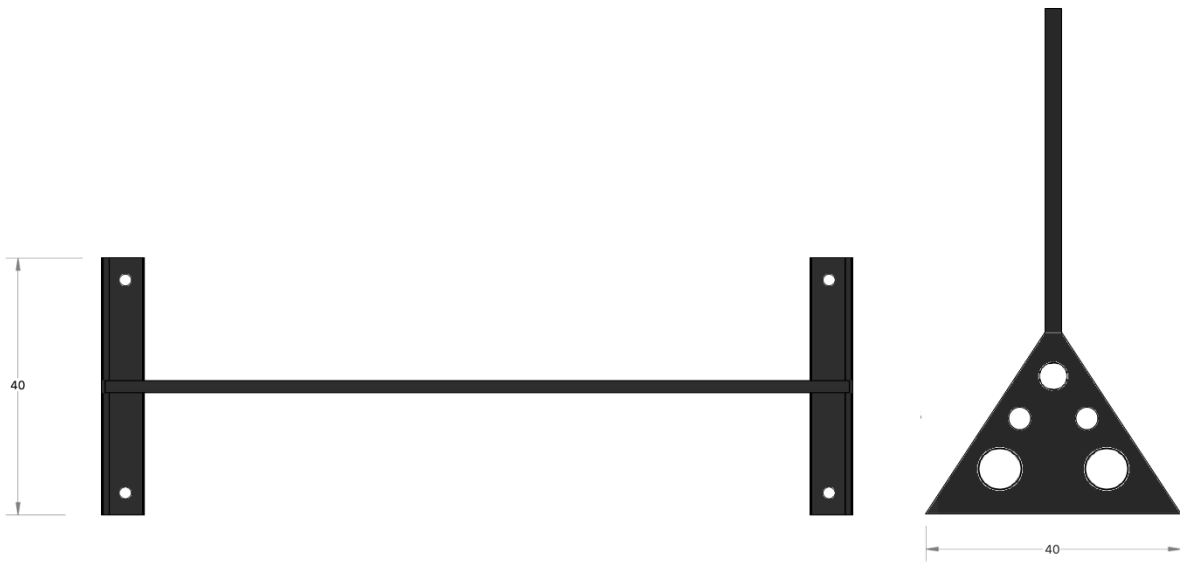
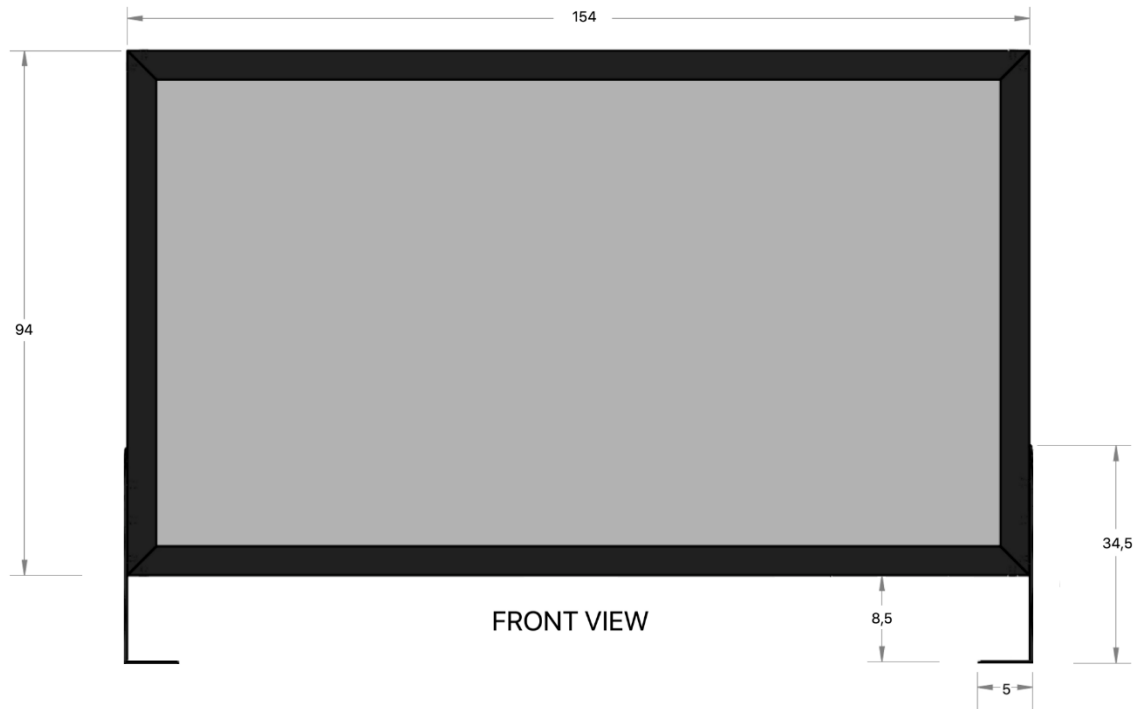
The Learning Glass uses best in-class components. Our LED's are a high quality, high density, silicone encased (waterproof) design. They have been tested with over a 100,000-hour lifespan with little to no degradation in performance. All our LightGlass products have fitted external presenter lighting elements, designed to eliminate the need for any additional lighting whilst filming. This is extremely critical in avoiding light spillage and unwanted reflections. They produce a natural white light operating at 4000K. Both internal and external LED's have dimmer control units using pulse width modulation (PWM) to control brightness. These control units operate at extremely high frequency to avoid any 'flicker effect' that may occur with cameras operating at different frame rates and shutter speeds.

Assembly time is around 30 minutes and requires two people to comfortably install the Learning Glass and perform testing.

## 2. Specifications

ELECTRICAL	
Colour Temperature	4000K
CRI Rating	90+
Max Brightness	<4
Viewing Angle	180°
Input Voltage Range	240V
Input Voltage Frequency	50-60Hz
Max Continuous Power	40W
MECHANICAL	
Dimensions with legs (cm)	154cm x 104cm x 3cm
Frame Material	High Strength Aluminium
Glass Material	Diamond™ Tempered Glass
Weight	30kg
Work Space (cm)	148cm x 88cm
Connectors	DC 2.1mm Barrel Jack
ENVIRONMENTAL	
Operation Temperature	-40°C to 85°C
Storage Temperature	-40°C to 105°C
Relative Humidity	40% to 95% Electrical

### 3. Dimensions



Dimensions in cm

## 4. Wiring Block Diagram

### Learning Glass LightGlass Wiring Diagram

